

Water Watcher on Duty





Here for your safety.



As the water watcher, I will:

- Watch in-water activity without distraction.
- Stop dangerous activity.
- Respond to emergencies.

In an emergency, I will:

-  Shout for help!
-  Rescue and remove the person using a reaching or throwing assist.
-  Call emergency medical services (EMS).
-  Provide rescue breathing and CPR until EMS arrives.

Learn more at redcross.org/watersafety



Instructions

1. Print this page on white card stock.
2. Cut along the dashed line.
3. Fold the card in half.
4. Protect the card by laminating it or inserting it in a plastic sleeve.
5. Punch a hole on the circle at the top of the card.
6. Attach a lanyard or the yarn or a ribbon through the hole so it can be worn around the neck.
7. Ensure that the designated water watcher wears the card so they are clearly identifiable to all.
 - Rotate water watchers in designated periods of time, such as every 15 minutes.
 - The water watcher should not stop watching the activity in the water until the card has been passed to the next water watcher.

cut here

cut here

cut here